

UNIVERSITY OF WISCONSIN
Department of History
Semester II, 1987-88

History 349 Contemporary France: 1880 to the Present Mr. Gargan

COURSE DESCRIPTION

The social, political and intellectual history of France is followed from the firm establishment of the Third Republic to the present. An effort is made to relate the structural features of French society to the long-range secular trends that have shaped the nation's history. Critical moments such as World War I, the Congress of Tours, the Popular Front, the creation of the Fourth and Fifth Republics, the events of 1968, the Socialist victory of May-June 1981, and the years of the Socialist government 1981-1988 are analyzed at some length. Similarly, attention is given to the legislative victory of the Right in March 1986 and its implications for the presidential election of 1988. France is approaching the bicentennial of the French Revolution. This anniversary invites consideration of the revolutionary heritage, its heirs and the disinherited in French society in the nearly two hundred years since 1789.

LECTURES AND DISCUSSION

Two lectures and one discussion each week. The discussion sections are essentially devoted to the assigned paperbacks appropriate for each week.

WRITTEN ASSIGNMENTS AND EXAMINATIONS

Great emphasis is placed on the student's participation in the weekly discussion: each student will lead at least one such discussion. The final essay examination is a take-home distributed during the last week of class and due on the assigned date of the examination. A brief essay commenting on the book read each week is required.

GRADING SYSTEM

Contribution to the weekly discussion 50%; Final examination essay 50%.

REQUIRED READINGS: All paperbound books

- Wright, Gordon. France in Modern Times (3rd edit., 1981), W.W. Norton.
Nizan, Paul. Antoine Bloye, PB 3098 Monthly Review.
Celine, Louis-Ferdinand. Journey to the End of the Night. NDP84 New Directions.
Malraux, Andre. Man's Fate, V-479-Vin Random.
Sartre, J. P. The Wall, NDP 272.
Bloch, M. Strange Defeat, Norton.

Wylle, Laurence. Village in the Vaucluse, Harvard 371.
DeBeauvoir, Simone. Second Sex, Vintage.

SOME STATISTICS ON THE DEVELOPMENT AND STRUCTURE
OF FRENCH SOCIETY 1775-1968

Population 1791-1968

Year	Population (in thousands)	Annual Increase per 100
1791	27,190	0.005
1801	27,350	0.56
1821	30,462	0.69
1831	32,589	0.59
1836	33,541	0.41
1841	34,230	0.68
1846	35,400	0.21
1851	35,783	0.14
1856	36,039	0.74
1861	37,386	0.36
1866	38,067	
1872	36,103	0.55
1876	36,906	0.41
1881	37,672	0.29
1886	38,219	0.06
1891	38,343	0.09
1896	38,518	0.23
1901	38,962	0.15
1906	39,252	0.18
1911	39,605	
1921	39,210	
1926	40,744	0.78
1931	41,835	0.53
1936	41,907	0.03
1946	40,503	
1954	42,777	0.70
1962	47,558	0.80
1968	50,105	0.70

Distribution of the Population
According to Age Groups

Ages	1775	1851	1901	1946	1968
0-19	42.8	38.5	34.3	29.5	33.8
20-59	49.9	51.3	52.7	54.5	48.3
60+	7.3	10.2	13.0	16.0	17.9
	100.00	100.00	100.00	100.00	100.00

Percentage of Urban Population

Year	% of Urban Population in Communes of 2,000 and more	% of Population in Towns of 5,000 and more
1836		16.8
1846	24.4	
1851	25.5	17.9
1856	27.3	
1861	28.9	
1866	30.5	24.4
1872	31.1	
1881	34.8	
1891	37.4	
1901	40.9	35.6
1911	44.2	38.4
1921	46.4	41.1
1936	52.4	46.8
1954	56.0	50.2
1962	61.7	55.2
1968	70.5	59.0

Source: Georges Dupeux, La Société française 1789-1970
(Paris, 1972) pp. 46, 16, 19.

% of Active Population in the Three Sectors of the Economy

Years	1851	1881	1901	1921	1936	1954	1962	1968		
Primary Sector	53	48	42	43	37	30	22	16		
Secondary Sector	25	27	31	29	30	34	37	40		
Tertiary Sector	22	25	27	28	33	36	41	44		

Source - IBID., p. 30

Distribution of Active Population at the Age of Leaving School

Age when ending studies	1901	1906	1911	1921	1926	1931	1936	1946	1954	1962	1968
Illiterates	12	10	8	6	5	4	3	2	1	1	1
7-9	14	12	10	7	4	3	2	1	1	-	-
10-12	17	15	14	11	10	8	6	4	2	1	1
13-14	40	44	48	54	58	61	64	65	65	61	57
15-18	12	13	14	15	16	17	18	20	23	27	30
19-21	4	4	4	5	5	5	5	5	6	7	7
22+	1	2	2	2	2	2	2	3	2	3	4
TOTAL	100										→

N.B. The Years 1901-1946 refer to masculine active population

1954, 1962, 1968 refers to total active population

Source: Revue Population, Mai-Juin 1968

MAP I

FRANCE: DEPARTMENTS AND FORMER PROVINCES

(see *Départements*, p. 194; *Provinces, Les Anciennes*, p. 579)



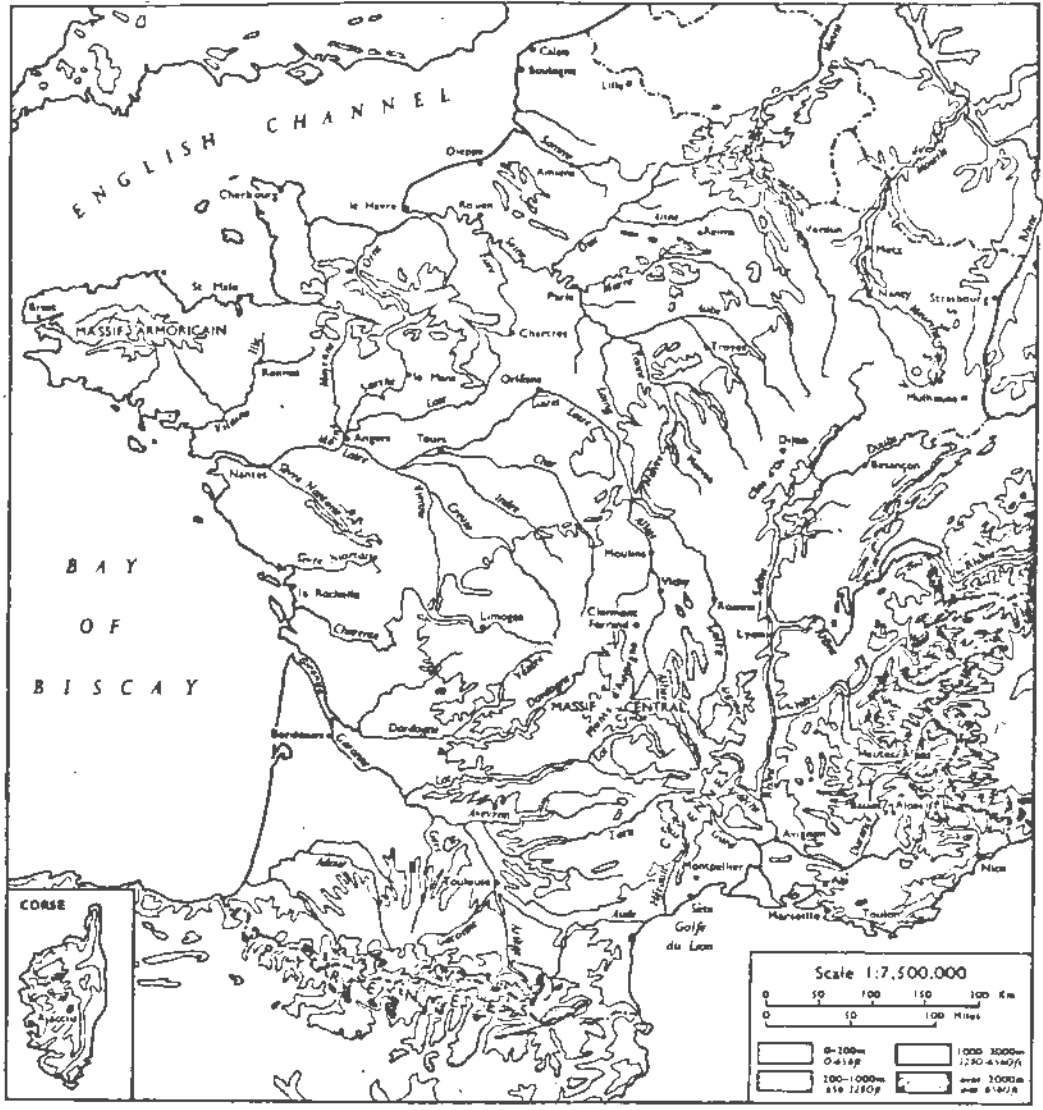
1 COMTAT-VENAISSIN, see *Vauchut*, p. 733.

2 SAVOIE AND COMTE DE NICE. The Duché de Savoie (out of which the *départements* of Savoie and Haute Savoie were formed) and the Comté de Nice were not finally ceded to France until 1860.

3 TERRITOIRES DE BELFORT, the portion of the *Département* du Haut-Rhin which remained in French possession in 1871 after the Franco-Prussian War. It retained its separate administrative status when Alsace and Lorraine were restored to France in 1919 by the Treaty of Versailles, and now ranks as a *département*.

MAP 2

FRANCE: PHYSICAL FEATURES



oie and Haute

rich possession

and Lorraine

DEMOGRAPHIC EVOLUTION of FRANCE

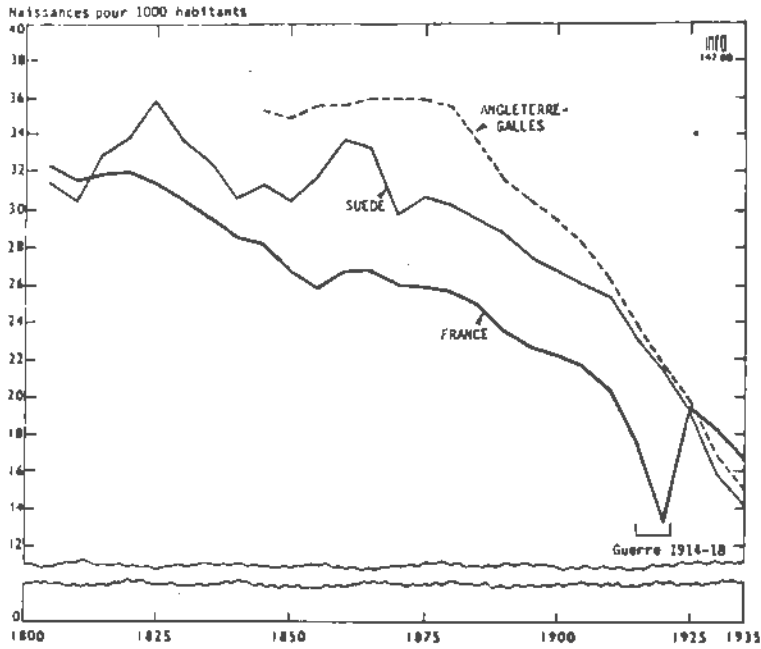


Figure 1. - Evolution du taux de natalité

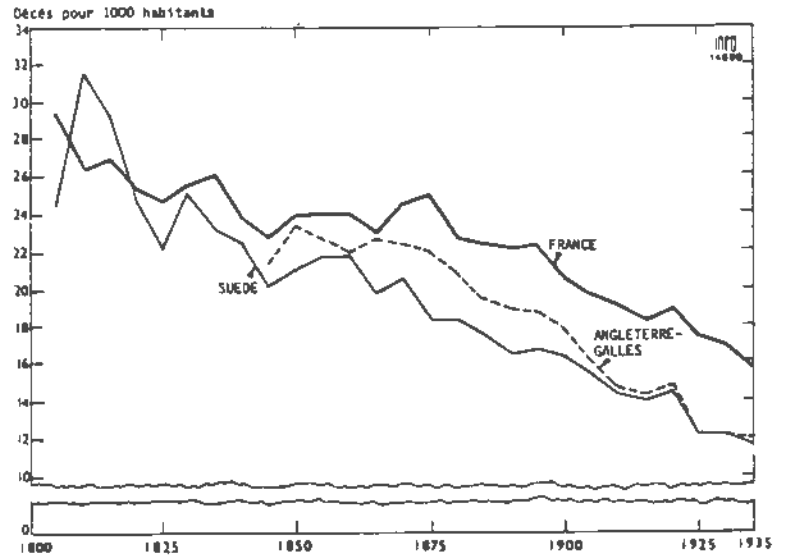


Figure 2. - Evolution du taux de mortalité

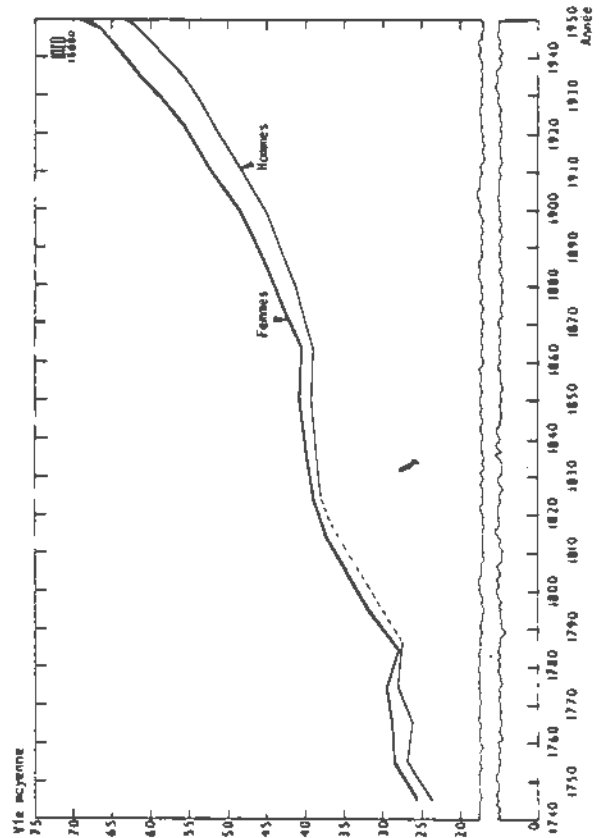
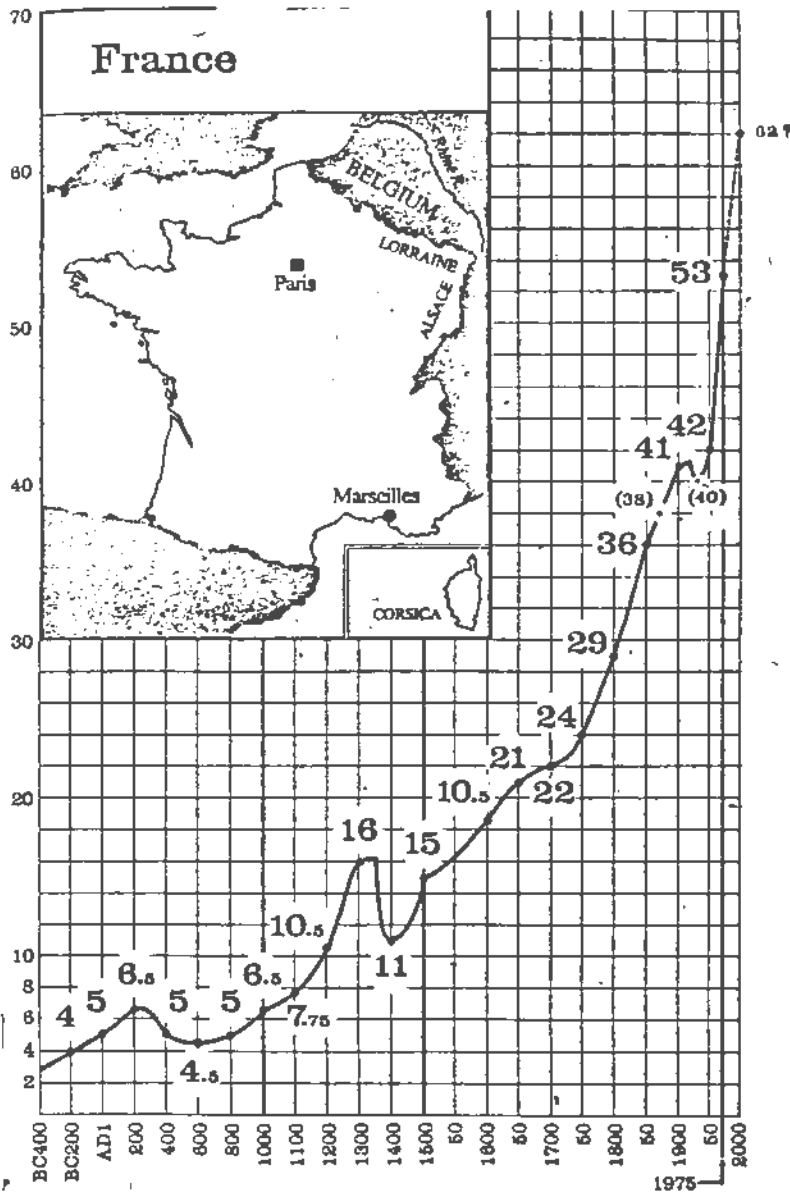


Figure 6. - Espérance de vie à la naissance (ou vie moyenne) en France

UNIVERSITY OF WISCONSIN-MADISON
Department of History
Semester II, 1987-88

HISTORY 349
Contemporary France

FINAL EXAMINATION

E. T. Gargan
May 4, 1987

Please answer two (2) questions. Please return your examination to my office (4227 Humanities) on Wednesday May 11, between 2:45 and 4:45. If you would feel more comfortable answering three (3) questions, please do so.

UNDERGRADUATE STUDENTS: On May 11, please return, with your final examination, the papers you wrote this term on the readings. Please put your papers in a folder.

1. The changes in France's demographic history since 1945 have been described as "revolutionary" when compared to the period 1880 to 1940. How do you understand these changes?
2. The changes in France's regional history since 1945 have been characterized as "revolutionary" when compared to the nation's regional experience in the years 1880 to 1940. What were these changes and what is the historical significance of this new situation?
3. Why may the changes in France's rural and agricultural history since 1945 be considered "revolutionary"?
4. What is your understanding of the social distances between the classes in France of the 1980s compared to their respective situations in the years 1880 to 1940?
5. How do you understand the shared experiences of the French today with regard to the family, attitudes toward death, religion, superstitions, fears, and dreams?
6. What is the historical significance of Surrealism in the cultural history of France?
7. When do events matter as distinct from longue durée historical trends? Illustrate their significance by discussing one of the following "events": February 6, 1934, Vichy France, May 1968.
8. Compare the documentary and interpretative historical importance of two of the novels we read this term. Sartre's The Childhood of a Leader is to be considered as a novel.
9. Discuss the merit and limits of the following judgment about The Second Sex: "In the 1970's it was used as a starting point in the women's movement and in conscious-raising groups. It is read differently in the 1980s. Today, for a younger generation, it is criticised as pessimistic and without any clear direction for liberation." Judith Okely, Simone de Beavoir, p. 51.

UNIVERSITY OF WISCONSIN
Department of History
Semester II, 1991-92

History 349

Contemporary France: 1880 to the Present

Mr. Gargan

COURSE DESCRIPTION

The social, political and intellectual history of France is followed from the firm establishment of the Third Republic to the present. An effort is made to relate the structural features of French society to the long-range secular trends that have shaped the nation's history. Critical moments such as World War I, the Congress of Tours, the Popular Front, the creation of the Fourth and Fifth Republics, the events of 1968, the Socialist victory of May-June 1981, and the years of the Socialist government 1981-1986 are analyzed at some length. Similarly, attention is given to the legislative victory of the Right in March 1986 and to the legislative and presidential elections of 1988. 1989 was the bicentennial of the French Revolution. This anniversary invited consideration of the revolutionary heritage, its heirs and the disinherited in French society in the two hundred years since 1789. Some necessary attention will be given to the experiences of the women of France until today. France's current optimism on the future of the European community and the steps to be taken in 1992 will be discussed.

LECTURES AND DISCUSSION

Two lectures and one discussion each week. The discussion sections are essentially devoted to the assigned paperbacks appropriate for each week.

WRITTEN ASSIGNMENTS AND EXAMINATIONS

Great emphasis is placed on the student's participation in the weekly discussion: each student will lead at least one such discussion. The final essay examination is a take-home distributed during the last week of class and due on the assigned date of the examination. A brief essay commenting on the book read each week is required.

GRADING SYSTEM

Contribution to the weekly discussion 50%; Final examination essay 50%.

REQUIRED READINGS: All paperbound books

Wright, Gordon. France in Modern Times (4th or 3rd edit., 1981), W.W. Norton.

Nizan, Paul. Antoine Bloye, PB 3098 Monthly Review.

Celine, Louis-Ferdinand. Journey to the End of the Night. NDP84 New Directions.

Malraux, Andre. Man's Fate, V-479-Vin Random.

Sartre, J. P. The Wall, NDP 272.

Bloch, M. Strange Defeat, Norton.

Camus, Albert. The Rebel, Vin 30.

Wylle, Laurence. Village in the Vaucluse, Harvard 371.

DeBeauvoir, Simone. Second Sex, Vintage.

FRANCE: DEPARTMENTS and FORMER PROVINCES

(see *Départements*, p. 194; *Provinces, Les Anciennes*, p. 579)

1 COMTAT-VENAISSIN, see *Vaucluse*, p. 733.

2 SAVOIE AND COMTE DE NICE. The Duché de Savoie (out of which the *départements* of Savoie and Haute Savoie were formed) and the Comté de Nice were not finally ceded to France until 1860.

3 TERRITOIRE DE BELFORT, the portion of the *Département* du Haut-Rhin which remained in French possession in 1871 after the Franco-Prussian War. It retained its separate administrative status when Alsace and Lorraine were restored to France in 1919 by the Treaty of Versailles, and now ranks as a department.

SOME STATISTICS ON THE DEVELOPMENT AND STRUCTURE
OF FRENCH SOCIETY 1775-1968

Population 1791-1968

Year	Population (in thousands)	Annual Increase per 100
1791	27,190	0.005
1801	27,350	0.56
1821	30,462	0.69
1831	32,589	0.59
1836	33,541	0.41
1841	34,230	0.68
1846	35,400	0.21
1851	35,783	0.14
1856	36,039	0.74
1861	37,386	0.36
1866	38,067	
1872	36,103	0.55
1876	36,906	0.41
1881	37,672	0.29
1886	38,219	0.06
1891	38,343	0.09
1896	38,518	0.23
1901	38,962	0.15
1906	39,252	0.18
1911	39,605	
1921	39,210	
1926	40,744	0.78
1931	41,835	0.53
1936	41,907	0.03
1946	40,503	
1954	42,777	0.70
1962	47,558	0.80
1968	50,105	0.70

Distribution of the Population
According to Age Groups

Ages	1775	1851	1901	1946	1968
0-19	42.8	38.5	34.3	29.5	33.8
20-59	49.9	51.3	52.7	54.5	48.3
60+	7.3	10.2	13.0	16.0	17.9
	100.00	100.00	100.00	100.00	100.00

Percentage of Urban Population

Year	% of Urban Population in Communes of 2,000 and more	% of Population in Towns of 5,000 and more
1836		16.8
1846	24.4	
1851	25.5	17.9
1856	27.3	
1861	28.9	
1866	30.5	24.4
1872	31.1	
1881	34.8	
1891	37.4	
1901	40.9	35.6
1911	44.2	38.4
1921	46.4	41.1
1936	52.4	46.8
1954	56.0	50.2
1962	61.7	55.2
1968	70.5	59.0

Source: Georges Dupeux, La Société française 1789-1970
(Paris, 1972) pp. 46, 16, 19.

% of Active Population in the Three Sectors of the Economy

Years	1851	1881	1901	1921	1936	1954	1962	1968		
Primary Sector	53	48	42	43	37	30	22	16		
Secondary Sector	25	27	31	29	30	34	37	40		
Tertiary Sector	22	25	27	28	33	36	41	44		

Source - IBID., p. 30

Distribution of Active Population at the Age of Leaving School

Age when ending studies	1901	1906	1911	1921	1926	1931	1936	1946	1954	1962	1968
Illiterates	12	10	8	6	5	4	3	2	1	1	1
7-9	14	12	10	7	4	3	2	1	1	-	-
10-12	17	15	14	11	10	8	6	4	2	1	1
13-14	40	44	48	54	58	61	64	65	65	61	57
15-18	12	13	14	15	16	17	18	20	23	27	30
19-21	4	4	4	5	5	5	5	5	6	7	7
22+	1	2	2	2	2	2	2	3	2	3	4
TOTAL	100										→

N.B. The Years 1901-1946 refer to masculine active population

1954, 1962, 1968 refers to total active population

Source: Revue Population, Mai-Juin 1968

DEMOGRAPHIC EVOLUTION of FRANCE

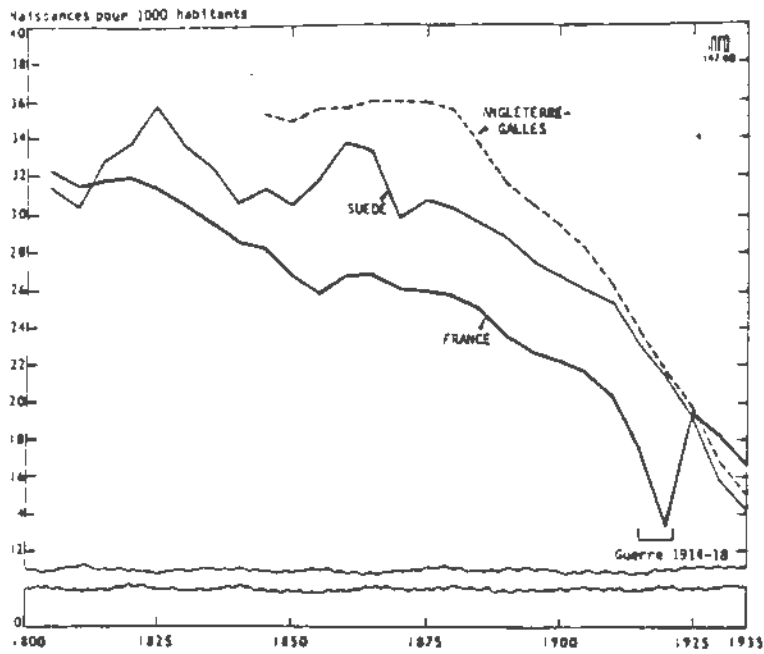


Figure 1. - Evolution du taux de natalité

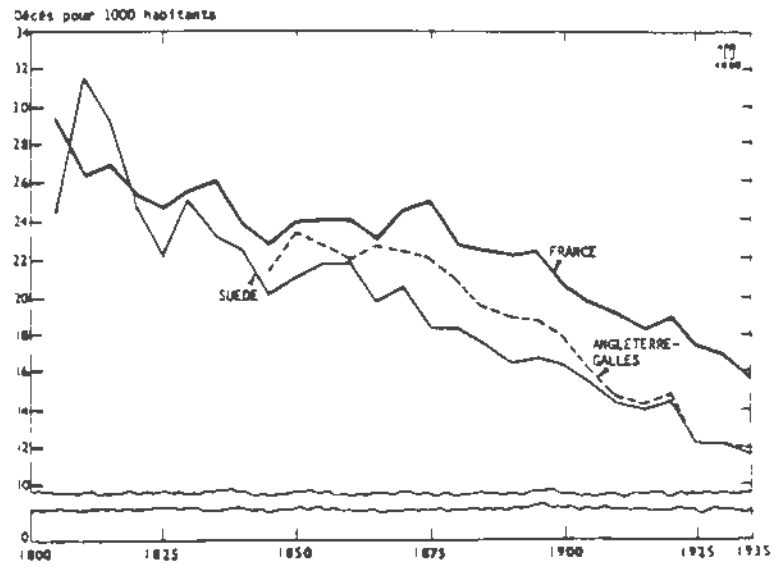


Figure 2. - Evolution du taux de mortalité

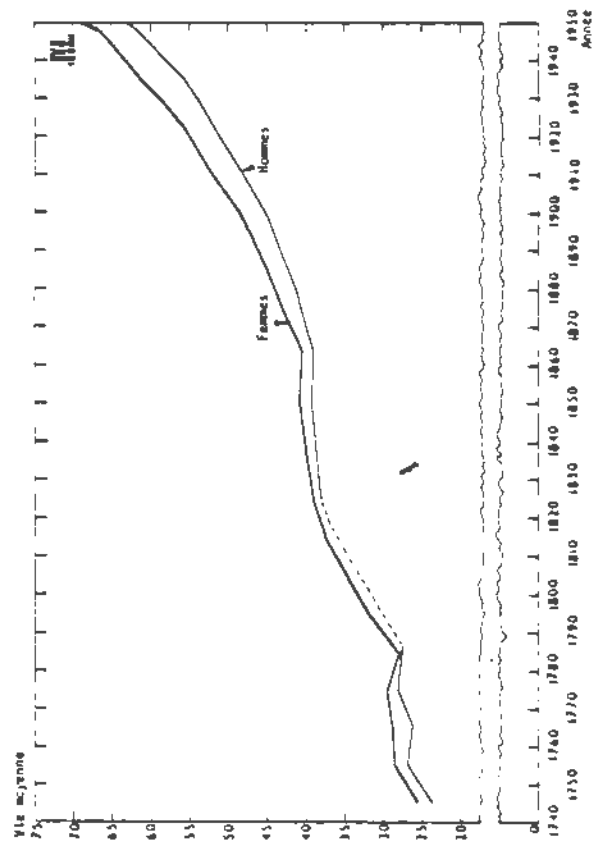
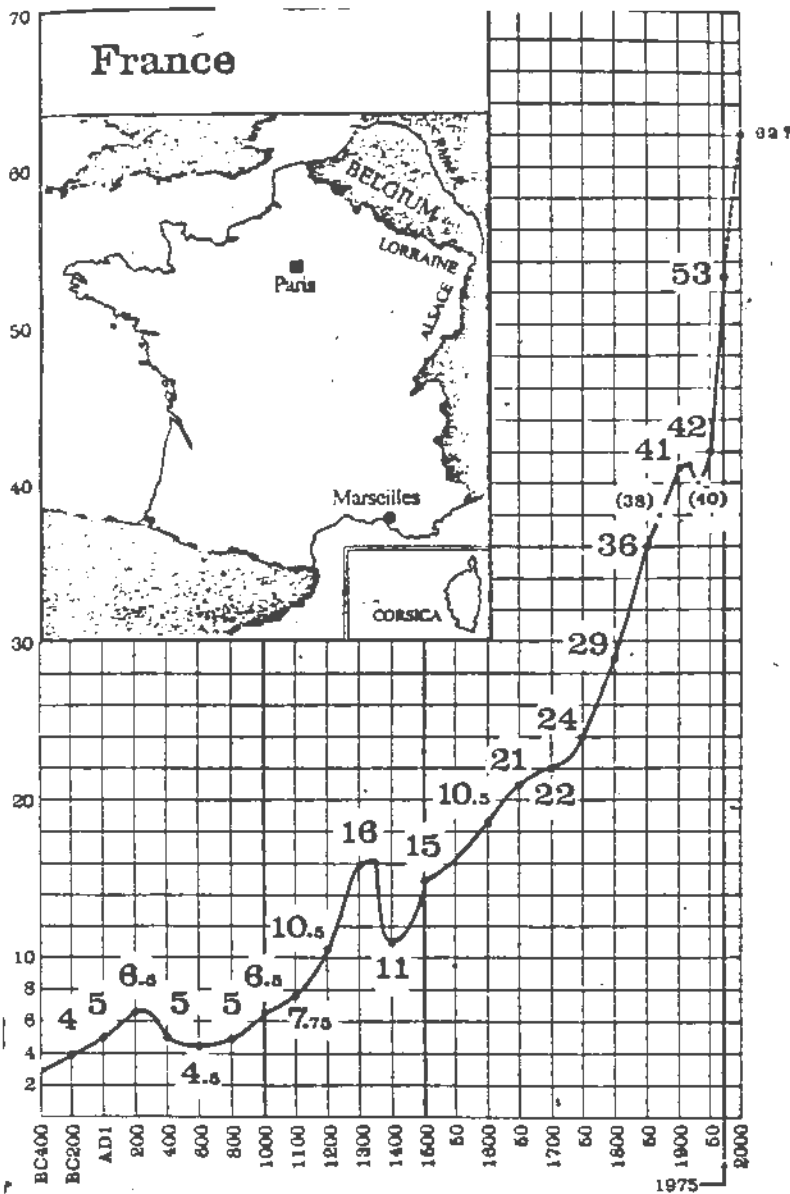


Figure 6. - Espérance de vie à la naissance (ou vie moyenne) en France