

UNIVERSITY OF WISCONSIN-MADISON
Department of History
Semester I, 1985-86

History 348

Revolutionary France, 1789-1880

Mr. Gargan

Course Description:

Beginning in 1789 the French Revolution offered France a series of revolutions as models best suited to determining the desired relationships between society and the political order. The revolutions of 1830, 1848, Napoleon III's coup d'etat of December 2, 1851, and the Commune of 1871 all imitated the Great Revolution's experiments. France was also an unrevolutionary society. The years 1789 to 1880 marked a century of slow and gradual change in France's demography, regional life, rural and urban societies, industrial economy, social distances and encounters between its classes, shifts in popular and elite cultures, and ideologies. France presents the paradox of a society that seems to be constantly changing and yet remains a nation that hardly changes at all. This is the problem to be reflected upon in this course.

Lectures: Tuesday and Thursday 11:00-12:15 and one discussion section each week. The discussion section is essentially devoted to the assigned paperback appropriate for each week.

Written Assignments and Exams: Great emphasis is placed on the Student's participation in the weekly discussions. Very brief written comments will be asked for in preparation for the weekly discussions. The final, and only, essay examination is a take-home distributed two weeks before the last class and due on the assigned date of the examination.

Grading System: Written comments and contribution to the weekly discussion 50%; Final examination essay 50%.

Required Readings:

Text: Gordon Wright, France in Modern Times (Third Edition) W. W. Norton

Required Paperbacks:

Brian Tierney - The Origins of the French Revolution - Random House, Historical Pamphlet Edition 10.
Charles Fourier - The Utopian Vision of Charles Fourier: Selected Texts on Work, Love and Passionate Attraction, Edited by Jonathan Beecher and Richard Bienvenu - Univ. of Missouri Press.
Stendhal - Red & Black - Penguin.
Roger Price - 1848 in France - Cornell.
Flaubert - Sentimental Education - Penguin.
Zola - Germinal - Penguin.
Edwards, Stewart - The Communards of Paris - Cornell.
Guillaumin, Emile - The Life of a Simple Man - University Press of New England.

SOME STATISTICS ON THE DEVELOPMENT AND STRUCTURE
OF FRENCH SOCIETY 1775-1968

Population 1791-1968

Year	Population (in thousands)	Annual Increase per 100
1791	27,190	0.005
1801	27,350	0.56
1821	30,462	0.69
1831	32,589	0.59
1836	33,541	0.41
1841	34,230	0.68
1846	35,400	0.21
1851	35,783	0.14
1856	36,039	0.74
1861	37,386	0.36
1866	38,067	
1872	36,103	0.55
1876	36,906	0.41
1881	37,672	0.29
1886	38,219	0.06
1891	38,343	0.09
1896	38,518	0.23
1901	38,962	0.15
1906	39,252	0.18
1911	39,605	
1921	39,210	
1926	40,744	0.78
1931	41,835	0.53
1936	41,907	0.03
1946	40,503	
1954	42,777	0.70
1962	47,558	0.80
1968	50,105	0.70

Distribution of the Population
According to Age Groups

Ages	1775	1851	1901	1946	1968
0-19	42.8	38.5	34.3	29.5	33.8
20-59	49.9	51.3	52.7	54.5	48.3
60+	7.3	10.2	13.0	16.0	17.9
	100.00	100.00	100.00	100.00	100.00

Percentage of Urban Population

Year	% of Urban Population in Communes of 2,000 and more	% of Population in Towns of 5,000 and more
1836		16.8
1846	24.4	
1851	25.5	17.9
1856	27.3	
1861	28.9	
1866	30.5	24.4
1872	31.1	
1881	34.8	
1891	37.4	
1901	40.9	35.6
1911	44.2	38.4
1921	46.4	41.1
1936	52.4	46.8
1954	56.0	50.2
1962	61.7	55.2
1968	70.5	59.0

Source: Georges Dupeux, La Société française 1789-1970
(Paris, 1972) pp. 46, 16, 19.

% of Active Population in the Three Sectors of the Economy

Years	1851	1881	1901	1921	1936	1954	1962	1968
Primary Sector	53	48	42	43	37	30	22	16
Secondary Sector	25	27	31	29	30	34	37	40
Tertiary Sector	22	25	27	28	33	36	41	44

Source - IBID., p. 30

Distribution of Active Population at the Age of Leaving School

Age when ending studies	1901	1906	1911	1921	1926	1931	1936	1946	1954	1962	1968
Illiterates	12	10	8	6	5	4	3	2	1	1	1
7-9	14	12	10	7	4	3	2	1	1	-	-
10-12	17	15	14	11	10	8	6	4	2	1	1
13-14	40	44	48	54	58	61	64	65	65	61	57
15-18	12	13	14	15	16	17	18	20	23	27	30
19-21	4	4	4	5	5	5	5	5	6	7	7
22+	1	2	2	2	2	2	2	3	2	3	4
TOTAL	100										

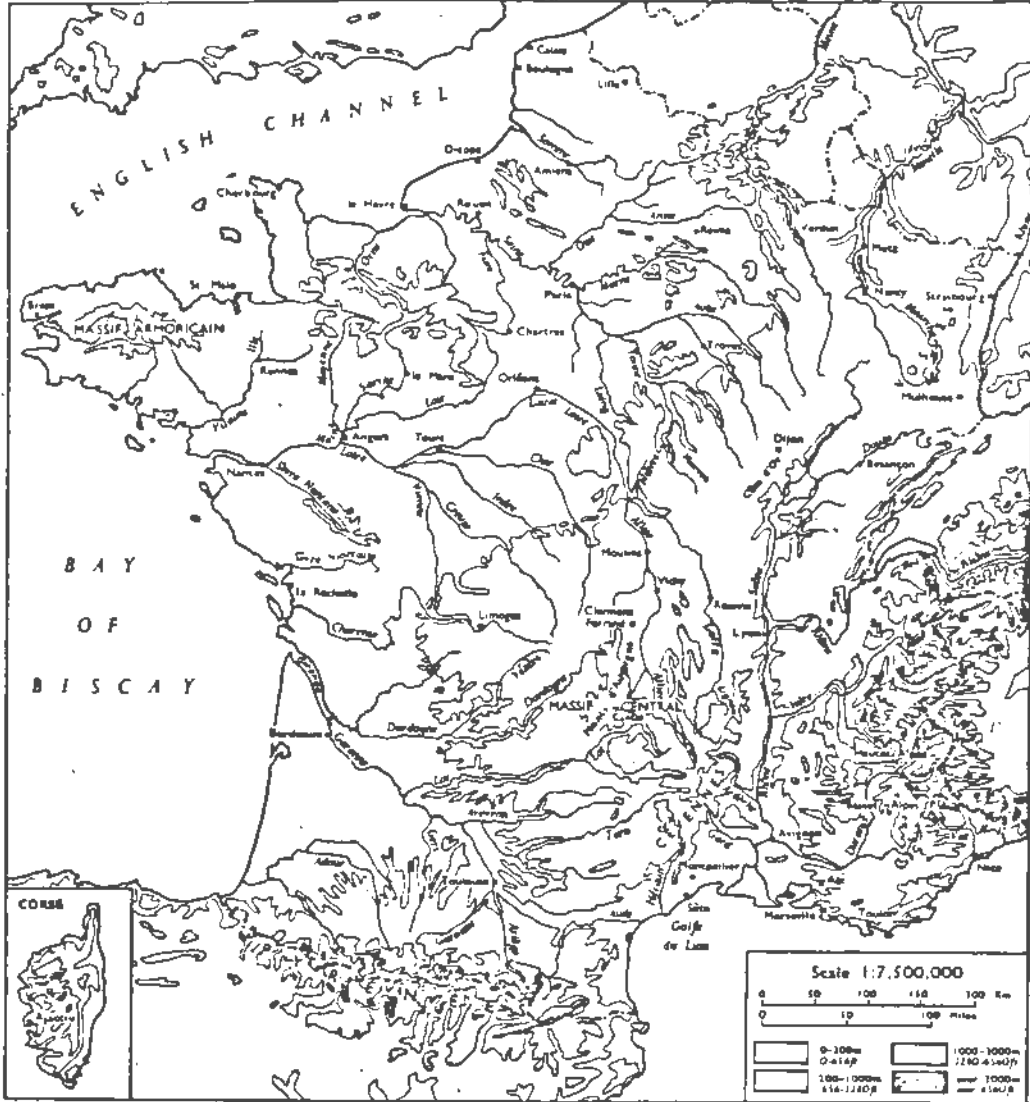
N.B. The Years 1901-1946 refer to masculine active population

1954, 1962, 1968 refers to total active population

Source: Revue Population, Mai-Juin 1968

MAP 2

FRANCE: PHYSICAL FEATURES



oie and Haute

nch possession
and Lorraine

MAP I

FRANCE: DEPARTMENTS and FORMER PROVINCES

(see *Départements*, p. 194; *Provinces, Les Anciennes*, p. 579)



1 COMTAT-VENAISSIN, see *Vaucluse*, p. 733.

2 SAVOIE AND COMTE DE NICE. The Duché de Savoie (out of which the *départements* of Savoie and Haute Savoie were formed) and the Comté de Nice were not finally ceded to France until 1860.

3 TERRITOIRE DE BELFORT, the portion of the *Département* du Haut-Rhin which remained in French possession in 1871 after the Franco-Prussian War. It retained its separate administrative status when Alsace and Lorraine were restored to France in 1919 by the Treaty of Versailles, and now ranks as a department.

MAP I

FRANCE: DEPARTMENTS and FORMER PROVINCES

(see *Départements*, p. 194; *Provinces, Les Anciennes*, p. 379)



1 COMTAT-VERNAISSIN, see *Vauchus*, p. 733.

2 SAVOIE AND COMTE DE NICE. The Duché de Savoie (out of which the *départements* of Savoie and Haute Savoie were formed) and the Comté de Nice were not finally ceded to France until 1860.

3 TERRITOIRE DE BELFORT, the portion of the *Département* du Haut-Rhin which remained in French possession in 1871 after the Franco-Prussian War. It retained its separate administrative status when Alsace and Lorraine were restored to France in 1919 by the Treaty of Versailles, and now ranks as a *département*.

DEMOGRAPHIC EVOLUTION of FRANCE

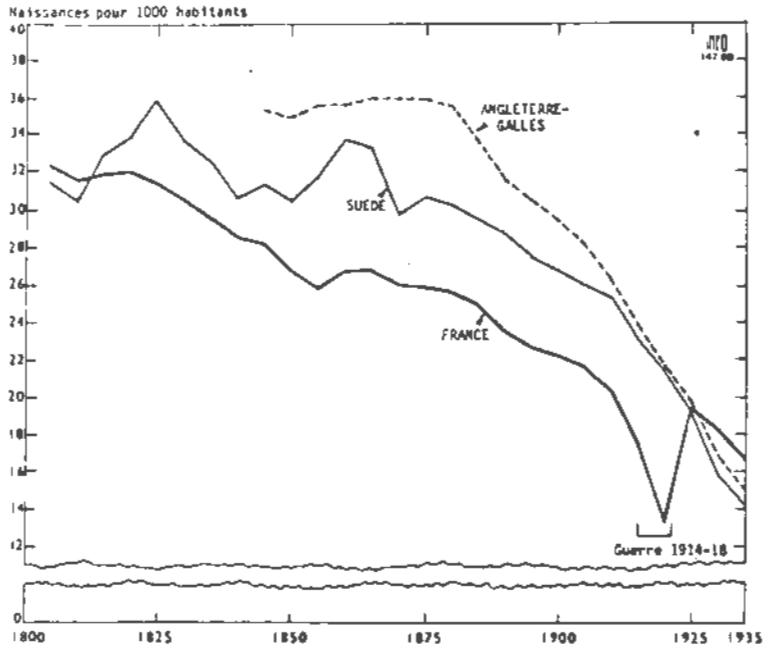


Figure 1. - Evolution du taux de natalité

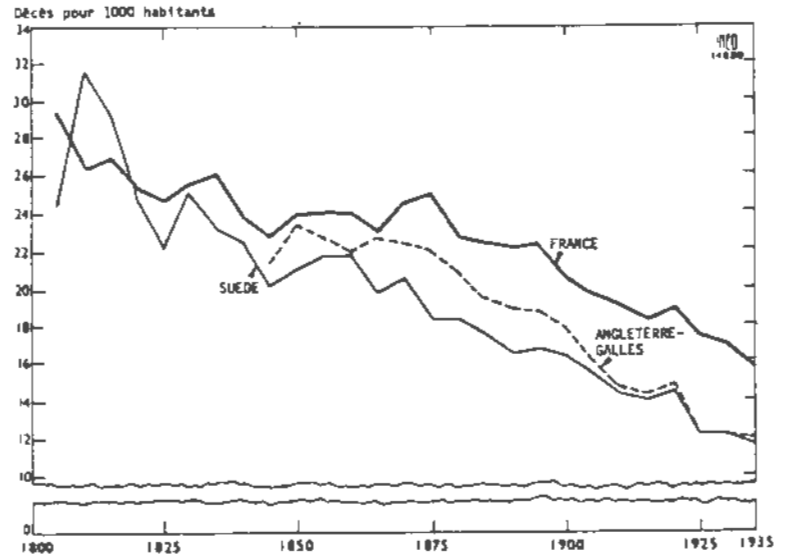


Figure 2. - Evolution du taux de mortalité

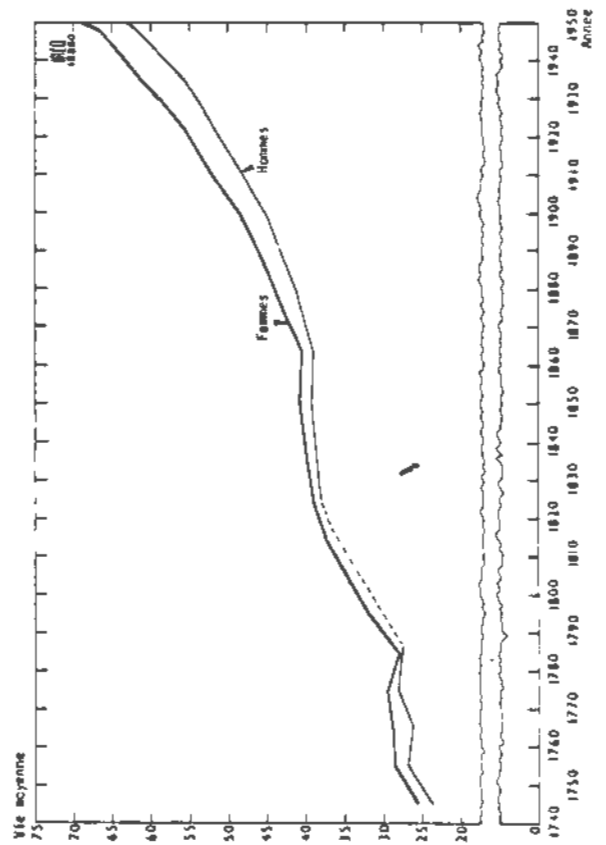
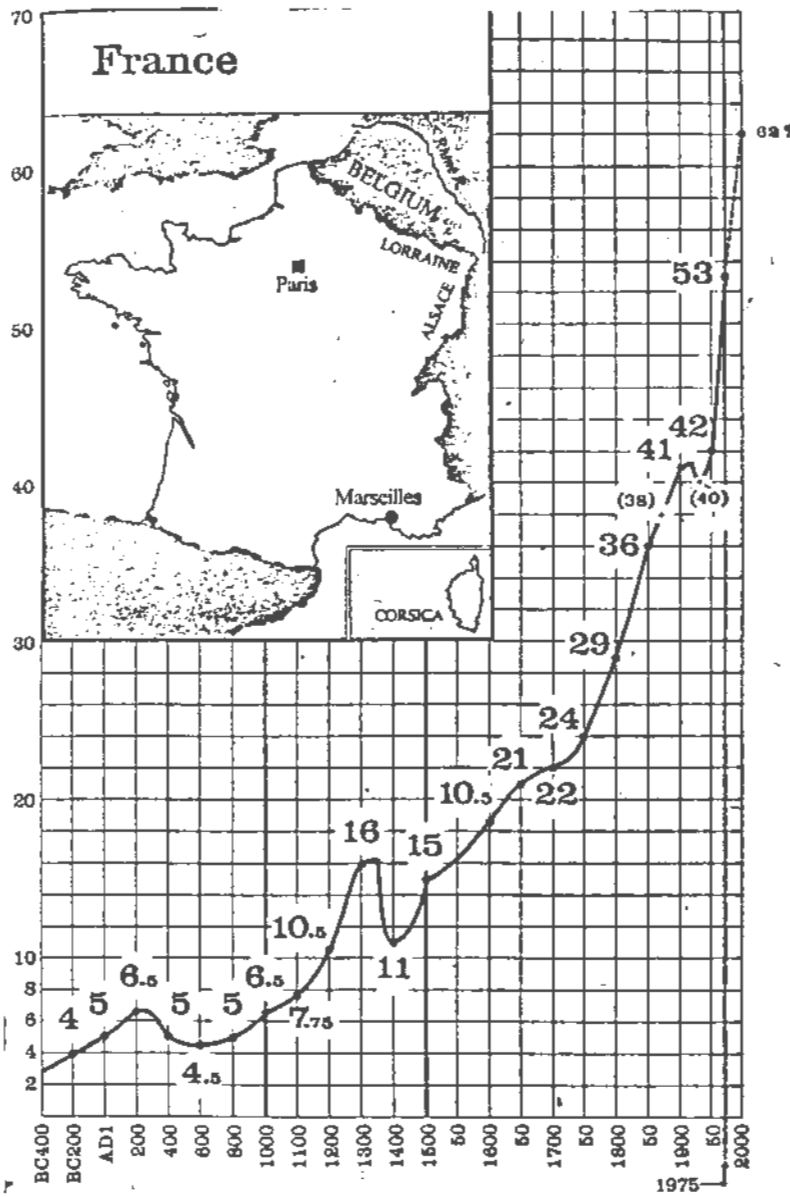


Figure 6. - Espérance de vie à la naissance (ou vie moyenne) en France