



DEPARTMENT OF HISTORY
University of Wisconsin-Madison

GRADUATE PROGRAM

ANNUAL REPORT

2016-2017

Prepared for the Graduate Council meeting on October 9, 2017; revised for the History Department meeting on October 23, 2017.

TABLE OF CONTENTS

Overview of 2016-2017	1
A New Degree Program	1
Website Updated	1
Curriculum Changes Accomplished	2
Graduate Program Handbook Updated	2
Admissions	3
Admissions Statistics, 2013-2017 (HSMT included in 2017)	3
Diversity in Admissions for 2017-2018	3
Admissions Targets for the 2018-2019 Cohort	5
Enrollments	6
Departmental Trends, Fall 2013 – Fall 2017	6
Demographics – Current Students, Fall 2017 (History and HSMT)	7
Benchmarks, 2016-2017	8
Second-Year Reviews	8
Preliminary Exams	8
Doctorates Awarded	8
Outcomes Over Five Years	9
Funding	10
Trends, 2013-2017	10
Future Support Obligations	11
Professional Development	12
Seminars	12
Workshops	12
Department Colloquia	13
Placement	14
Grad Administration	15
Staff	15
The Graduate Council, 2017-2018	15
Fellowships and Scholarships Committee, 2017-2018	15

TABLE OF CONTENTS

Joint Committee On TAs (JCOTA), 2017-2018	16
Harrassment and Discrimination Committee	16

OVERVIEW OF 2016-2017

Overview of 2016-2017

This annual report serves three purposes:

- To give our faculty and students a quick summary of trends in the graduate program during the 2016-2017 academic year;
- To provide a basis for our block-grant fellowship application, which will be due to the Graduate School in early November; and
- To inform the setting of admissions targets for 2018-2019, which the Graduate Council will do at its May 2018 meeting, after this year's recruitment round is finished.

If you have criticisms or suggestions for improvement, please don't hesitate to get in touch with me.

A NEW DEGREE PROGRAM

As you no doubt know, the Department of History now has a new graduate degree program: History of Science, Medicine, and Technology. Thus we now offer the M.A./Ph.D. in History and the M.A./Ph.D. in History of Science, Medicine, and Technology (HSMT). Students also have the option to enter our M.A./Ph.D. program in History with HSMT as their primary field of study. And, because they are separate degree programs, the Joint Ph.D. in History and History of Science remains an option.

Although preparations for the merger took a lot of our time in AY 2016-2017—special thanks to Leslie Abadie, Abby Kennison, and professors Florence Hsia and Lynn Nyhart—the merger took effect only on July 1, 2017. So most of this report concerns only the History graduate degree program. We have tried to make this as clear as possible throughout the report. In next year's report, HSMT will be fully integrated (if we have time to assemble historical data). Lots of administrative details will necessarily be worked out in practice, so please be patient.

Since we knew that the merger would take effect before new students entered our program this fall, we conducted admissions jointly with HSMT last year. We also submitted a single TA budget to L&S and a single block-grant application for fellowships to the Graduate School. For 2017-2018, graduate funding (L&S TAs and Graduate School fellowships) has been maintained more or less at the levels that History and HSMT received as separate departments before the merger. We will continue to do everything we can to see that these levels are maintained, if not increased.

A relatively successful recruiting season last year enables us to welcome 14 incoming graduate students (13 in History, 1 in HSMT) this fall. (Averaged over the last three years, however, we're slightly under target.) Also joining us for the academic year are a Mosse Exchange student from Hebrew University and a Fulbright student from Germany.

WEBSITE UPDATED

As the department website was relaunched on the new UW WordPress platform this summer, we continued to streamline the [graduate program's pages](#), while also integrating HSMT's website into ours. We owe John Persike and Mike Burmeister a special note of thanks for their patience and assistance. Please take some time to explore our pages and let us know if you note errors or have suggestions. The new look and especially the "[FIELDS & PROGRAMS](#)" pages will be important

OVERVIEW OF 2016-2017

recruitment tools this year. Also, be sure to try out the web-based version of the [Graduate Program Handbook, 2017-2018](#)—very easy to use, especially on a small device.

CURRICULUM CHANGES ACCOMPLISHED

Over the past few years, the faculty have approved several changes to our History degree program requirements. Here's a quick recap:

- Second-Year Review instituted, 2011-2012
- Fully-funded model approved, 2013-2014 – *graduate students to be admitted only if we can offer them multi-year packages or they have external funding*
- Individual Program of Study approved, 2015-2016 – *enabling students, with the Graduate Council's approval, to pursue individualized studies under co-advisors drawn from two or more geographical fields*
- Language requirements revised, 2015-2016 – *minimum requirement reduced to reading knowledge of one language other than English; fields may require additional languages*
- Minor requirement revised, 2016-2017 – *minimum number of credits reduced from 12 to 9*

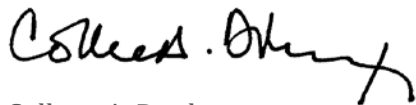
On the Graduate Council's agenda again this year is revision of our prelim requirements, many of which date to the early 1970s and reflect an earlier era when the fields operated largely autonomously. We have discussed prelim reform over the last two academic years and hope to move forward to a successful conclusion this year!

GRADUATE PROGRAM HANDBOOK UPDATED

All of the curriculum changes noted above may be reviewed in the 2017-2018 edition of the [Graduate Program Handbook](#). In light of our merger with HSMT, this edition has been reorganized around our two graduate degree programs, so bear that in mind—the changes recapped above pertain mainly to the History degree program.

Faculty – please remember that the Graduate Program Handbook is for your reference, too!

If you have any questions, comments, or suggestions, please don't hesitate to get in touch.



Colleen A. Dunlavy

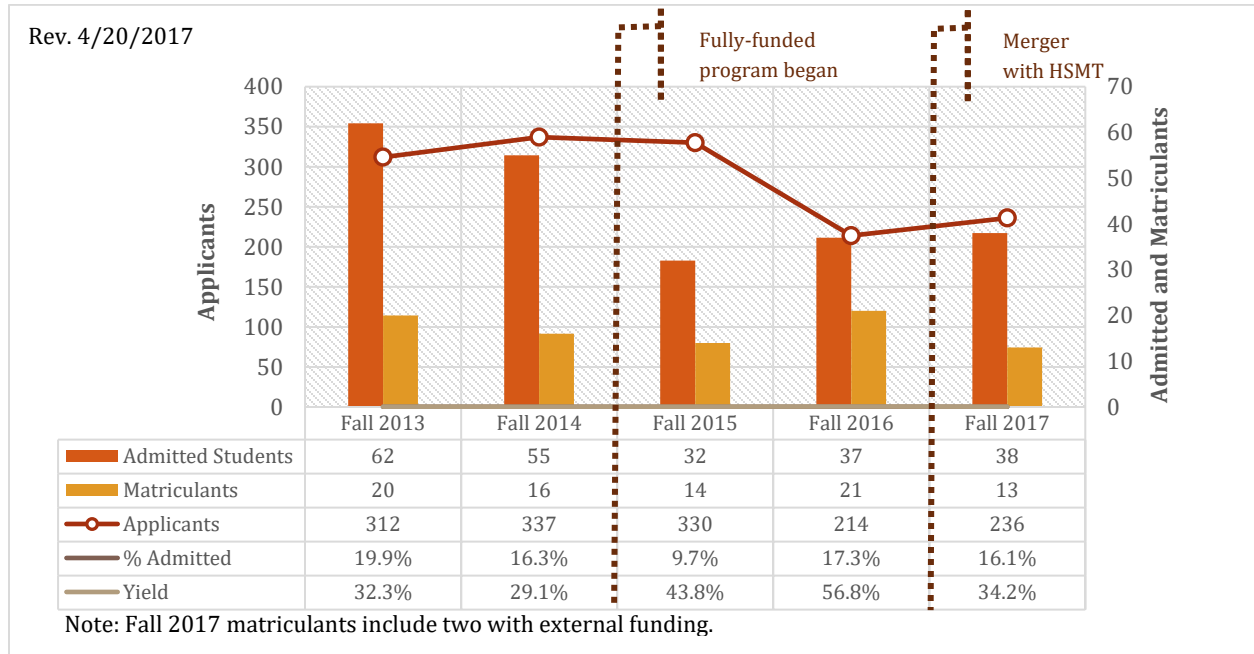
Professor and Director of Graduate Studies

October 9, 2017

ADMISSIONS

Admissions

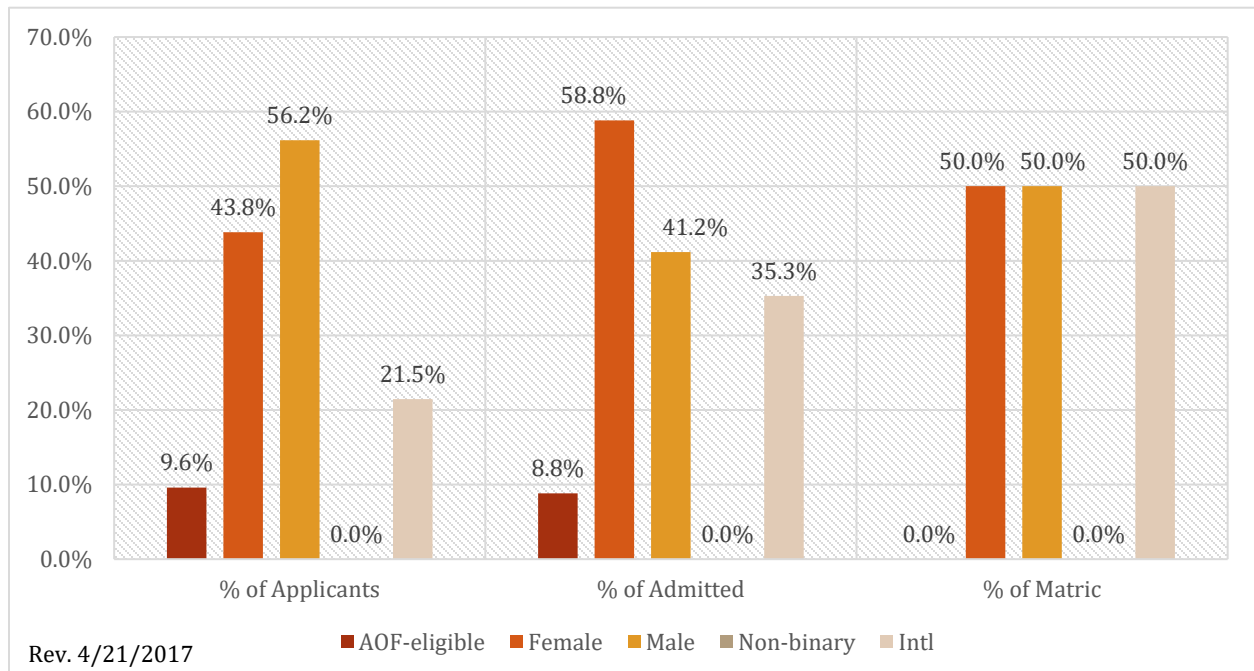
ADMISSIONS STATISTICS, 2013-2017 (HSMT INCLUDED IN 2017)



Applicants, Fall 2017: History degree program: 219; HSMT degree program: 17
 Admitted, Fall 2017: History degree program: 33; HSMT degree program: 5
 Matriculants, Fall 2017: 12; HSMT degree program: 1
 Not included in the chart: 1 MA-only matriculant admitted post-season with external funding.

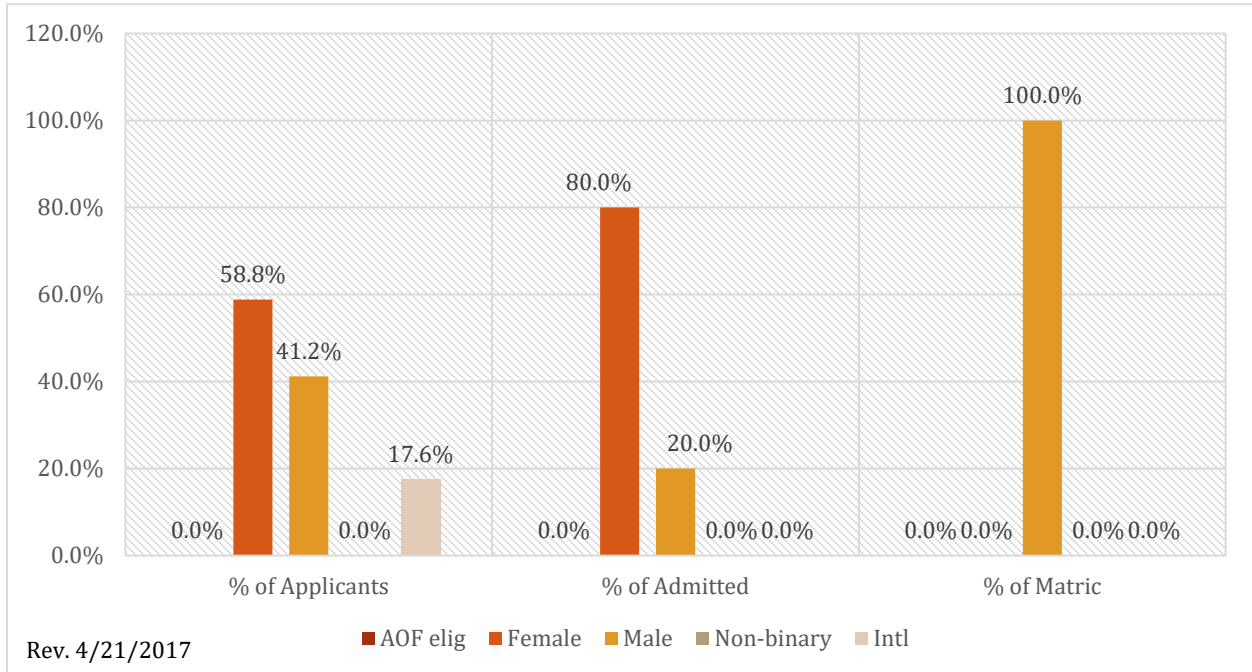
DIVERSITY IN ADMISSIONS FOR 2017-2018

HISTORY DEGREE PROGRAM



ADMISSIONS

HSMT DEGREE PROGRAM



ADMISSIONS

ADMISSIONS TARGETS FOR THE 2018-2019 COHORT

The table below shows past matriculants by degree program and field, the results of our recruitment of this year's matriculants, and future targets. Targets for Fall 2018 and provisional targets for Fall 2019-Fall 2021 were approved by the Graduate Council at its April 24, 2017, meeting. The GC reassesses targets annually in light of past recruitment and future support obligations.

Our admissions targets apply only to funded students. If two numbers are given below, joined by a plus sign, the first number indicates funded matriculants; the second, externally funded matriculants.

	MATRICULANTS			FALL 2017		TARGETS			
	FALL 2014	FALL 2015	FALL 2016	Target	Matric- ulants	FALL 2018	FALL 2019	FALL 2020	FALL 2021
HISTORY DEGREE PROGRAM									
African	0	1	2 +1	1	1	1	1	1	1
Central Asian	0	0	0	*	0	*	*	*	*
East Asian	8	0	1	1	1	1	2	2	2
European	4	5	5 +1	5	1	5	5	5	5
Latin Am. & Carib.	1	0	0	0	0	*	*	*	*
Middle Eastern	0	0	0	*	0	*	*	*	*
South Asian	0	0	0	*	0	*	*	*	*
Southeast Asian	2	0	1	1	1	1	1	1	1
United States	3	6	7 +1	5	3 +1	5	5	5	5
Cross-program	0	0	2	2	3 +2	2	2	2	2
TOTAL HISTORY DEPT.	18	12	18 +3						
HSMT DEGREE PROGRAM									
(Through Fall 2016, Dept. of HSMT)	(1)	(2)	(1 +1)	2	1	2	3	3	3
TOTAL HISTORY DEPT.				17	11 +3	17	19	19	19

ENROLLMENTS

Enrollments

DEPARTMENTAL TRENDS, FALL 2013 – FALL 2017

	FALL 2013 HISTORY	FALL 2014 HISTORY	FALL 2015 HISTORY	FALL 2016 HISTORY	FALL 2017 HISTORY*	FALL 2017 HSMT*	FALL 2017 TOTAL
TOTAL STUDENTS	180	172	158	157	133	17	150
On leave	8	7	6	4	2	1	3
Active Students	172	165	152	153	131	16	147
<i>Dissertators</i>	103	105	102	98	82	8	90
<i>Prelims level</i>	32	30	23	23	17	4	21
<i>MA level</i>	37	30	27	32	32	4	36

* Joint History/HSMT PhD students are counted in their home program.

BY DEGREE PROGRAM AND FIELD (active students only)

	FALL 2013	FALL 2014	FALL 2015	FALL 2016	FALL 2017
HISTORY DEGREE PROGRAM*					
Cross-Field	1	1	1	3	7
Africa	9	8	8	10	11
Central Asia	1	1	1	1	1
CWH	0	1	1	1	1
East Asia	13	19	16	18	17
Europe	57	44	39	38	25
Latin America	11	12	11	8	2
Middle East	1	2	2	1	1
South Asia	3	2	3	2	0
Southeast Asia	10	11	8	9	10
United States	66	64	62	62	56
Total	172	165	152	153	131
HSMT DEGREE PROGRAM					
HSMT					16
TOTAL HISTORY	172	165	152	153	147

* Students in the Program in Gender and Women's History are included in their respective geographical fields. They numbered 7 from Fall 2013 through Fall 2015 and 6 in Fall 2016 and Fall 2017.

ENROLLMENTS

DEMOGRAPHICS – CURRENT STUDENTS, FALL 2017 (HISTORY AND HSMT)

Based on admissions data. Race/ethnicity data are for domestic students only.

		% of Total Active Students	RACE/ETHNICITY*		% of Total Active Students
AOF-eligible	18	12.2%	Not specified	8	5.4%
Male	71	48.3%	Asian or other Asian/Pacific Islander	6	4.1%
Female	76	51.7%	Hispanic, Mexican, Puerto Rican	3	2.0%
Non-binary	0	0.0%	Black/African American	3	2.0%
International	25	17.0%	Multi-ethnic	10	6.8%
			White/not Hispanic	92	62.6%

BENCHMARKS, 2016-2017

Benchmarks, 2016-2017

History degree program students only.

SECOND-YEAR REVIEWS

These reviews are conducted by a committee of three faculty members, which determines whether to grant the M.A. degree and whether the student may continue in the program. They occur at the end of the student's fourth semester (or earlier if they choose).

In 2016-2017, our faculty reviewed eleven students with the following results:

RESULT	NO.
Passed with an external M.A., permitted to continue	2
Passed with a UW-Madison M.A., permitted to continue	6
Passed with a UW-Madison M.A., not continuing	1
Not passed at this time – subsequent review pending	2

PRELIMINARY EXAMS

Fourteen students passed their prelims in 2016-2017 and advanced to candidacy.

PROGRAM	NO.
East Asian History	6
European History	5
Southeast Asian History	1
United States History*	2

* One student is in the Program in Gender and Women's History.

DOCTORATES AWARDED

Twenty-seven students successfully defended their dissertation in 2016-2017:

PROGRAM	NO.
East Asian History	2
European History – modern / early modern / ancient	8
Latin American and Caribbean History	5
South Asian	2
Southeast Asian History	1
United States History	9

BENCHMARKS, 2016-2017

OUTCOMES OVER FIVE YEARS

For comparison, here are our numbers for the past five years (History degree program students only):

	2012 - 2013	2013 - 2014	2014 - 2015	2015 - 2016	2016 - 2017
PHDS AWARDED	21	15	18	16	27
DROPPED	13	10	6	4	9
<i>With no degree</i>	3	3	2	0	4
<i>With a terminal MA</i>	5	3	4	1	1
<i>At the prelims level</i>	2	1	0	2	0
<i>As a dissertator</i>	3	3	0	1	4

Since the numbers of History degree program students currently at the M.A. and prelims level have declined in recent years (see Enrollments above), our numbers of PhDs Awarded will decline in the near future.

FUNDING

Funding

Trends, 2013-2017

	FALL 2013 HISTORY	FALL 2014 HISTORY	FALL 2015 HISTORY	FALL 2016 HISTORY	FALL 2017 HISTORY	FALL 2017 HSMT	FALL 2017 TOTAL
TOTAL STUDENTS	180	172	158	157	133	17	150
HISTORY-FUNDED SUPPORT							
TASHIPS	39	35	36	35	34	6	40
<i>as a % of all students</i>	22%	20%	23%	22%	26%	35%	27%
PASHIPS	7	7	8	7	8	4	12
<i>as a % of all students</i>	4%	4%	5%	4%	6%	24%	8%
DEPT FELLOWSHIPS	20	13	11	14	13	1	14
<i>as a % of all students</i>	12%	8%	7%	9%	10%	6%	9%
DEPT. OTHER				1	2	0	2
Total sem. of support - Fall semester only	66	54	55	57	57	11	68
<i>as a % of all students</i>	37%	31%	35%	36%	43%	65%	45%
OTHER UW SUPPORT							
OUTSIDE TASHIPS	15	15	10	11	3	1	4
<i>as a % of all students</i>	8%	9%	6%	7%	2%	6%	3%
OUTSIDE PASHIPS	12	14	9	8	5	1	6
<i>as a % of all students</i>	7%	8%	6%	5%	3%	6%	4%
UW FELLOWSHIPS	14	17	34	25	15	1	16
<i>as a % of all students</i>	10%	8%	10%	16%	11%	6%	11%
UW LECTURER	1	3	4	3	6	0	6
<i>as a % of all students</i>	1%	2%	3%	2%	5%	0%	4%
Total sem. of support - Fall semester only	41	46	53	44	29	3	32
<i>as a % of all students</i>	23%	27%	34%	28%	22%	18%	21%
EXTERNAL FELLOWSHIPS							
TOTAL NUMBER	30	29	20	24	27	1	28
<i>as a % of all students</i>	17%	17%	13%	15%	20%	6%	19%
<i>ACLS, Fulbright, Javits, SSRC</i>	6	7	3	4	6	0	6
<i>FLAS</i>	8	8	6	2	3	0	3
<i>Military</i>	2	1	1	3	4	0	4
<i>Other (e.g., ext. govt, misc. fellowships)</i>	14	13	10	15	14	1	15
TOTAL FUNDED	138	132	132	128	113	15	128
<i>as a % of all students</i>	77%	77%	84%	80%	85%	88%	85%
SELF-FUNDED	34	32	16	25	20	1	21
<i>as a % of all students</i>	19%	19%	10%	18%	15%	6%	14%
ON LEAVE	8	7	6	4	2	1	3
<i>as % of all students</i>	4%	4%	4%	3%	2%	6%	2%

FUNDING

As of September 7, 2017, the History and HSMT degree programs had 46 students (31.0% of all students) who entered without guaranteed support, 24 students (16.0%, all dissertators) who have exhausted their guaranteed support or will do so in 2017-2018, and 6 students who have external funding (military, government, etc.).

FUTURE SUPPORT OBLIGATIONS

READ THIS: The preceding Funding Trends table showed levels of support in Fall semesters only. The Future Support Obligations table below shows our remaining **one-semester obligations per year** on History support packages (excluding students in 2017-2018 who have secured UW or external support). So to gauge our future obligations against recent funding levels, you will need to roughly double the semester data in the preceding table.

Future support obligations can be met with TAships, PAships, or departmental fellowships awarded. The data are **based on the assumption that no students on package receive external funding** (e.g., Fulbright, FLAS, PA/TAships in other departments) **and that none receives a Graduate School dissertator fellowship***—hence, a **worst-case scenario**, but one that needs to be taken seriously.

* Under the Graduate School block-grant fellowship system, a second, dissertator year is no longer guaranteed. For this reason, we can no longer guarantee a second fellowship in our multi-year offers. As the Grad School pays off its obligations for dissertator-year fellowships under the old system, the pool of available funds *is supposed to increase*, but it remains to be seen whether the Grad School will follow through on this promise.

FUTURE SUPPORT OBLIGATIONS

Last updated 10/3/2017	2017-2018*	2018-2019	2019-2020	2020-2021	2021-2022
Units = semesters; hence, 2 = support for 1 student for the academic year.					
HISTORY DEGREE PROGRAM					
Cross-Program	2	8	10	10	6
African History	8	10	8	6	2
Central Asian History	0	0	0	0	0
East Asian History	6	8	6	6	2
European History	9	22	20	12	2
Latin Am. & Carib. History	0	1	0	0	0
Middle Eastern History	0	0	0	0	0
South Asian History	0	0	0	0	0
Southeast Asian History	0	6	4	4	2
United States History	29	32	30	17	6
HSMT DEGREE PROGRAM	4	8	8	5	4
DEPARTMENT TOTAL	58	95	86	60	24
<i>If 17 entering in 2018-2019**</i>			34	34	34
<i>If 19 entering in 2019-2020**</i>				38	38
<i>If 19 entering in 2020-2021**</i>					38
GRAND TOTAL			120	132	134

* Excludes students who have secured external support for 2017-2018.

** See [Admissions.Targets](#), p. 5.

PROFESSIONAL DEVELOPMENT

Professional Development

SEMINARS

We offered several seminars oriented to professional development in 2016-2017, most offered as History 710, Professional Development Seminar, which was created in Fall 2015. This course offers faculty a number under which to teach seminars that help students to broaden their skills and thereby enhance their prospects on the job market. Since it is a topics course, we can offer multiple versions of it each semester. Here are last year's and this year's offerings:

SEMESTER	COURSE NO.	TOPIC	INSTRUCTOR
Spring 2016	710	Writing for the Academy & Beyond	Chamedes
Spring 2016	710	Digital History	Dunlavy
Fall 2016	710	On the Job Market	Kinzley
Fall 2016	710	Writing for the Academy & Beyond	Chamedes
Spring 2017	710	On the Job Market	Wandel
Spring 2017	710	Digital History	Dunlavy
Spring 2017	978	Teaching College History	Neville
Fall 2017	710	On the Job Market	Chan
Fall 2017	710	Dissertation Chapter Writing	Wandel
Spring 2018	710	Digital History	Dunlavy

Faculty: *Please consider teaching one of these versions of History 710 – or offering your own version – in a future semester. (Note that Dunlavy is teaching Digital History for the last time in Spring 2018.)*

WORKSHOPS

In addition to our usual TA and Diversity workshops, Graduate Program PA Brian Hamilton organized several workshops aimed at professional development in 2016-2017; our new PA, Cori Simon, will do so again this year. Last year's offerings included:

DATE	TOPIC
August 2016	Teaching History Online, led by alum James McKay (PhD '15)
September 2016	On the Market: Applying for Postdocs, led by Mellon Post-Docs Maura Capps and Lisa Ruth Rand
October 2016	Preparing for Prelims, led by Leslie Abadie
October 2016	Confessions of an Errant Intellectual: from History Ph.D. to Aeon, led by Dr. Sam Haselby (with support from the Intellectual History Group)
October 2016	Mock AHA Interviews, led by Kinzley, Kleijwegt, McDonald, Nelson, Thal, and Sweet
February, 2017	An Exclusive Q&A with Dr. Karen Kelsky ("The Professor Is In")
March 2017	Careers in the Nation's Prep Schools, led by alums Ellen Baker (PhD '99), Robert Gross ('13), John Hogue (PhD '12), Stephen Kolman (PhD '02), and Eric O'Connor (PhD '14) (with support from the UW Office of Postdoctoral Studies)

PROFESSIONAL DEVELOPMENT

March 2017	JCOTA: Best Practices for Teaching and Grading Writing, led by Leonora Neville
March 2017	Podcasting the Humanities: A Panel Discussion, led by Mike Duncan (<i>Revolutions</i> podcast), Dr. Craig Eley (WPR's ACLS Humanities Fellow), and Mark Linsenmayer (<i>The Partially Examined Life</i> podcast)
April 2017	Podcasting: A Hands-on, How-to Workshop led by Brian Hamilton
April 2017	The Work of a Public Historian: A Panel Discussion, led by alums Alexandra Lord (PhD '95) and Sarah Marcus (PhD '01), and the Wisconsin Historical Museum's Angela Glasker, Assistant Curator, and Michael Hollander, Acting Museum Director (with support from the Grad School and the History Department Chair).
April 2017	A Hands-on Workshop on Applying for Museum Jobs, led by alums Alexandra Lord (PhD '95) and Sarah Marcus (PhD '01)

DEPARTMENT COLLOQUIA

Our graduate students launched a History Department Colloquium in 2015-2016. It meets once a month and offers a forum for graduate students and faculty to discuss their current research. Last year's schedule and upcoming events this fall:

DATE	PRESENTERS/DISCUSSANTS
September 2016	Prof. Karl Shoemaker and graduate student Camden Hutchison
October 2016	Prof. April Haynes and graduate student EunHee Park
November 2016	Prof. Claire Taylor and graduate student Jillian Jacklin
January 2017	Prof. Suzanne Desan and graduate student Sam Gale
February 2017	Graduate student Hye Eun Choi and Mosse Exchange Fellow Omri Shafer Raviv
March 2017	Prof. Francine Hirsch and graduate student Grace Allen
September 2017	Prof. Stephen Kantrowitz and graduate student Berke Torunoglu
October 2017	Professors' Roundtable: History & the Present, led by Hennessey, Iber, Koshar, Shoemaker, and Thal
October 2017	Prof. Lee Wandel and graduate student Abby Lewis
November 2017	Prof. Gregg Mitman and graduate student Emer Lucey0

PLACEMENT

Placement

We awarded PhDs to 27 students in 2016-2017 (see Doctorates Awarded above). Here is a summary of our information on positions secured by 22 students:

TYPE OF POSITION	NO.
Academic positions	
Tenure-track academic positions	7
Chinese University of Hong Kong, Shenzhen (Europe – modern)	
Old Dominion University (South Asia)	
Universidad Adolfo Ibáñez (Latin America & Caribbean)	
University of British Columbia School of Law (U.S.)	
University of Edinburgh (Latin America & Caribbean)	
University of Hawaii (U.S.)	
University of Wisconsin-Oshkosh (U.S.)	
Post-doctoral fellowships	4
Harvard University (Southeast Asia)	
Harvard University (Latin America & Caribbean)	
Portland State University (East Asia)	
University of Montana (U.S.)	
Other academic positions	6
Beloit College, Visiting Assistant Professor (South Asia)	
University of Iowa, Visiting Assistant Professor (Latin America & Caribbean)	
University of Virginia, Visiting Assistant Professor (Latin America & Caribbean)	
University of Wisconsin-River Falls, Visiting Assistant Professor (U.S.)	
University of Wisconsin-Platteville, Lecturer (Europe – Modern)	
University of Wisconsin-La Crosse, Associate Lecturer (East Asia)	
Other positions	5
Post-doctoral Fellow, U.S. Department of Defense MIA/POW Agency (Europe – modern)	
Teacher, John Burroughs Prep School – St. Louis (U.S.)	
Legislative Analyst, Wisconsin Legislative Reference Bureau (Europe – Ancient)	
Co-Editor, UW-Madison Center for the Study of the American Constitution (U.S.)	
Canada Revenue Agency (Europe – Medieval)	

Five PhDs recipients in 2016-2017 have not yet reported a professional position:

FIELD OF STUDY	NO.
African History	0
East Asian History	0
European History – modern /early modern	3
Latin American and Caribbean History	0
Middle Eastern History	0
Southeast Asian History	0
United States History	2

Grad Administration

STAFF

- Director of Graduate Studies – Prof. Colleen Dunlavy, cdunlavy@wisc.edu
- Graduate Program Coordinator – Leslie Abadie, abadie@wisc.edu
- Graduate Admissions Coordinator/Program Assistant – Abby Kennison, ankennison@wisc.edu
- Graduate Program Project Assistant – Cori Simon, clsimon@wisc.edu

THE GRADUATE COUNCIL, 2017-2018

Has overall responsibility for the graduate program and its curriculum. It is composed of five appointed faculty, four elected graduate-student representatives, and the Grad Program Coordinator *ex officio*. The Graduate Program Assistant and Graduate Program Project Assistant also attend its meetings.

Faculty Members

- Prof. Colleen Dunlavy, chair
- Prof. Judd Kinzley (2016-2018)
- Prof. Lynn Nyhart (2017-2019)
- Prof. Rudy Koshar (Spring 2017, 2017-2018)
- Prof. Emily Callaci (Spring 2017, 2017-2018)

Student Representatives

- Joy Block (2017-2019)
- Jeffrey Guarneri (2017-2019)
- Kate Turner (Fall 2017) / Ayanna Drakos (2016-2017, Spring 2018)
- Charlotte Whatley (2016-2018)

FELLOWSHIPS AND SCHOLARSHIPS COMMITTEE, 2017-2018

Has principal responsibility for awarding fellowships, grants, and prizes (subject, of course, to financial constraints). It is composed of the DGS (chair), three faculty members appointed by the chair, and the Graduate Program Coordinator *ex officio*.

Members

- Prof. Colleen Dunlavy, chair
- Prof. Judd Kinzley
- Prof. Pablo Gómez
- Prof. Stephen Kantrowitz
- Leslie Abadie, *ex officio*

JOINT COMMITTEE ON TAs (JCOTA), 2017-2018

Supervises the hiring, training, ongoing professional development and evaluation of TAs. It is composed of a member of the GC, who serves as chair, a faculty member from the Undergraduate Council, three elected graduate-student representatives, and the Graduate Program Coordinator *ex officio*.

Faculty Members

- Prof. Rudy Koshar, chair (Spring 2017, 2017-2018)
- Prof. Nicole Nelson (2017-2019)

Student Representatives

- Abby Lewis (2016-2018)
- Oindrila Chattopadhyay (2017-2019)
- Ben Kasten (2017-2019)

HARRASSMENT AND DISCRIMINATION COMMITTEE

Provides a body to which any member of the History community, including faculty, staff, and students, may raise a concern about harassment or discrimination and seek counsel about resolving the matter informally. Its members are appointed by the department chair. A full description of our grievance procedures is available on the department website (in [department legislation](#) and in the [Graduate Handbook](#)).

Members, 2017-2018

- Faculty members
 - Prof. Karl Shoemaker, chair
 - Prof. Colleen Dunlavy
 - Prof. Anne Hansen
 - 2 faculty members TBD
- Staff
 - Leslie Abadie
 - Todd Anderson
- Graduate Students
 - Brianna Lafoon
 - Tyler Lehrer

